

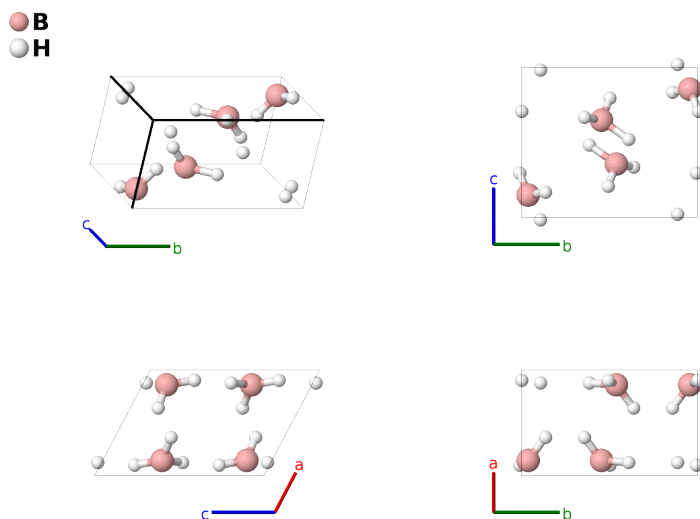
# $\beta$ -B<sub>2</sub>H<sub>6</sub> Structure: AB3\_mP16\_14\_e\_3e-003

This structure originally had the label **AB3\_mP16\_14\_e\_3e.beta**. Calls to that address will be redirected here.

Cite this page as: D. Hicks, M. J. Mehl, M. Esters, C. Oses, O. Levy, G. L. W. Hart, C. Toher, and S. Curtarolo, *The AFLOW Library of Crystallographic Prototypes: Part 3*, Comput. Mater. Sci. **199**, 110450 (2021), doi: 10.1016/j.commatsci.2021.110450.

<https://afLOW.org/p/WZYX>

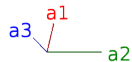
[https://afLOW.org/p/AB3\\_mP16\\_14\\_e\\_3e-003](https://afLOW.org/p/AB3_mP16_14_e_3e-003)



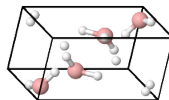
Prototype	B <sub>2</sub> H <sub>6</sub>
AFLOW prototype label	AB3_mP16_14_e_3e-003
ICSD	15598
Pearson symbol	mP16
Space group number	14
Space group symbol	<i>P</i> 2 <sub>1</sub> / <i>c</i>
AFLOW prototype command	<code>afLOW --proto=AB3_mP16_14_e_3e-003</code> <code>--params=a, b/a, c/a, <math>\beta</math>, x<sub>1</sub>, y<sub>1</sub>, z<sub>1</sub>, x<sub>2</sub>, y<sub>2</sub>, z<sub>2</sub>, x<sub>3</sub>, y<sub>3</sub>, z<sub>3</sub>, x<sub>4</sub>, y<sub>4</sub>, z<sub>4</sub></code>

- (Mark, 1925) studied a variety of B<sub>2</sub>H<sub>6</sub> structures, including the one given *Strukturbericht* designation *D*4<sub>1</sub> by (Ewald, 1931). (Smith, 1965) refined this structure, including the hydrogen positions.
- (Smith, 1965) presented the crystallographic information for this structure in the *P*2<sub>1</sub>/*n*, unique axis-*c*, setting of space group #14. We used FINDSYM to put the information into the standard *P*2<sub>1</sub>/*c*, unique axis *b*, setting. This involved modifications of the primitive vectors beyond a simple rotation.
- This structure shares the same AFLOW designation, AB3\_mP16\_14\_e\_3e, as the B<sub>2</sub>H<sub>6</sub> structure defined by (Yao, 2011), which is probably what was called *D*4<sub>1</sub>. The structures differ in the orientation and placement of the molecules. They are generated by the same symmetry operations with different sets of parameters (`--params`) specified in their corresponding CIF files.

## Simple Monoclinic primitive vectors



$$\begin{aligned} \mathbf{a}_1 &= a \hat{\mathbf{x}} \\ \mathbf{a}_2 &= b \hat{\mathbf{y}} \\ \mathbf{a}_3 &= c \cos \beta \hat{\mathbf{x}} + c \sin \beta \hat{\mathbf{z}} \end{aligned}$$



## Basis vectors

	Lattice coordinates		Cartesian coordinates	Wyckoff position	Atom type
$\mathbf{B}_1$	$x_1 \mathbf{a}_1 + y_1 \mathbf{a}_2 + z_1 \mathbf{a}_3$	=	$(ax_1 + cz_1 \cos \beta) \hat{\mathbf{x}} + by_1 \hat{\mathbf{y}} + cz_1 \sin \beta \hat{\mathbf{z}}$	(4e)	B I
$\mathbf{B}_2$	$-x_1 \mathbf{a}_1 + (y_1 + \frac{1}{2}) \mathbf{a}_2 - (z_1 - \frac{1}{2}) \mathbf{a}_3$	=	$-(ax_1 + c(z_1 - \frac{1}{2}) \cos \beta) \hat{\mathbf{x}} + b(y_1 + \frac{1}{2}) \hat{\mathbf{y}} - c(z_1 - \frac{1}{2}) \sin \beta \hat{\mathbf{z}}$	(4e)	B I
$\mathbf{B}_3$	$-x_1 \mathbf{a}_1 - y_1 \mathbf{a}_2 - z_1 \mathbf{a}_3$	=	$-(ax_1 + cz_1 \cos \beta) \hat{\mathbf{x}} - by_1 \hat{\mathbf{y}} - cz_1 \sin \beta \hat{\mathbf{z}}$	(4e)	B I
$\mathbf{B}_4$	$x_1 \mathbf{a}_1 - (y_1 - \frac{1}{2}) \mathbf{a}_2 + (z_1 + \frac{1}{2}) \mathbf{a}_3$	=	$(ax_1 + c(z_1 + \frac{1}{2}) \cos \beta) \hat{\mathbf{x}} - b(y_1 - \frac{1}{2}) \hat{\mathbf{y}} + c(z_1 + \frac{1}{2}) \sin \beta \hat{\mathbf{z}}$	(4e)	B I
$\mathbf{B}_5$	$x_2 \mathbf{a}_1 + y_2 \mathbf{a}_2 + z_2 \mathbf{a}_3$	=	$(ax_2 + cz_2 \cos \beta) \hat{\mathbf{x}} + by_2 \hat{\mathbf{y}} + cz_2 \sin \beta \hat{\mathbf{z}}$	(4e)	H I
$\mathbf{B}_6$	$-x_2 \mathbf{a}_1 + (y_2 + \frac{1}{2}) \mathbf{a}_2 - (z_2 - \frac{1}{2}) \mathbf{a}_3$	=	$-(ax_2 + c(z_2 - \frac{1}{2}) \cos \beta) \hat{\mathbf{x}} + b(y_2 + \frac{1}{2}) \hat{\mathbf{y}} - c(z_2 - \frac{1}{2}) \sin \beta \hat{\mathbf{z}}$	(4e)	H I
$\mathbf{B}_7$	$-x_2 \mathbf{a}_1 - y_2 \mathbf{a}_2 - z_2 \mathbf{a}_3$	=	$-(ax_2 + cz_2 \cos \beta) \hat{\mathbf{x}} - by_2 \hat{\mathbf{y}} - cz_2 \sin \beta \hat{\mathbf{z}}$	(4e)	H I
$\mathbf{B}_8$	$x_2 \mathbf{a}_1 - (y_2 - \frac{1}{2}) \mathbf{a}_2 + (z_2 + \frac{1}{2}) \mathbf{a}_3$	=	$(ax_2 + c(z_2 + \frac{1}{2}) \cos \beta) \hat{\mathbf{x}} - b(y_2 - \frac{1}{2}) \hat{\mathbf{y}} + c(z_2 + \frac{1}{2}) \sin \beta \hat{\mathbf{z}}$	(4e)	H I
$\mathbf{B}_9$	$x_3 \mathbf{a}_1 + y_3 \mathbf{a}_2 + z_3 \mathbf{a}_3$	=	$(ax_3 + cz_3 \cos \beta) \hat{\mathbf{x}} + by_3 \hat{\mathbf{y}} + cz_3 \sin \beta \hat{\mathbf{z}}$	(4e)	H II
$\mathbf{B}_{10}$	$-x_3 \mathbf{a}_1 + (y_3 + \frac{1}{2}) \mathbf{a}_2 - (z_3 - \frac{1}{2}) \mathbf{a}_3$	=	$-(ax_3 + c(z_3 - \frac{1}{2}) \cos \beta) \hat{\mathbf{x}} + b(y_3 + \frac{1}{2}) \hat{\mathbf{y}} - c(z_3 - \frac{1}{2}) \sin \beta \hat{\mathbf{z}}$	(4e)	H II
$\mathbf{B}_{11}$	$-x_3 \mathbf{a}_1 - y_3 \mathbf{a}_2 - z_3 \mathbf{a}_3$	=	$-(ax_3 + cz_3 \cos \beta) \hat{\mathbf{x}} - by_3 \hat{\mathbf{y}} - cz_3 \sin \beta \hat{\mathbf{z}}$	(4e)	H II
$\mathbf{B}_{12}$	$x_3 \mathbf{a}_1 - (y_3 - \frac{1}{2}) \mathbf{a}_2 + (z_3 + \frac{1}{2}) \mathbf{a}_3$	=	$(ax_3 + c(z_3 + \frac{1}{2}) \cos \beta) \hat{\mathbf{x}} - b(y_3 - \frac{1}{2}) \hat{\mathbf{y}} + c(z_3 + \frac{1}{2}) \sin \beta \hat{\mathbf{z}}$	(4e)	H II
$\mathbf{B}_{13}$	$x_4 \mathbf{a}_1 + y_4 \mathbf{a}_2 + z_4 \mathbf{a}_3$	=	$(ax_4 + cz_4 \cos \beta) \hat{\mathbf{x}} + by_4 \hat{\mathbf{y}} + cz_4 \sin \beta \hat{\mathbf{z}}$	(4e)	H III
$\mathbf{B}_{14}$	$-x_4 \mathbf{a}_1 + (y_4 + \frac{1}{2}) \mathbf{a}_2 - (z_4 - \frac{1}{2}) \mathbf{a}_3$	=	$-(ax_4 + c(z_4 - \frac{1}{2}) \cos \beta) \hat{\mathbf{x}} + b(y_4 + \frac{1}{2}) \hat{\mathbf{y}} - c(z_4 - \frac{1}{2}) \sin \beta \hat{\mathbf{z}}$	(4e)	H III
$\mathbf{B}_{15}$	$-x_4 \mathbf{a}_1 - y_4 \mathbf{a}_2 - z_4 \mathbf{a}_3$	=	$-(ax_4 + cz_4 \cos \beta) \hat{\mathbf{x}} - by_4 \hat{\mathbf{y}} - cz_4 \sin \beta \hat{\mathbf{z}}$	(4e)	H III
$\mathbf{B}_{16}$	$x_4 \mathbf{a}_1 - (y_4 - \frac{1}{2}) \mathbf{a}_2 + (z_4 + \frac{1}{2}) \mathbf{a}_3$	=	$(ax_4 + c(z_4 + \frac{1}{2}) \cos \beta) \hat{\mathbf{x}} - b(y_4 - \frac{1}{2}) \hat{\mathbf{y}} + c(z_4 + \frac{1}{2}) \sin \beta \hat{\mathbf{z}}$	(4e)	H III

## References

- [1] H. W. Smith and W. N. Lipscomb, *Single-Crystal X-Ray Diffraction Study of  $\beta$ -Diborane*, J Chem. Phys. **43**, 1060–1064 (1965), doi:10.1063/1.1696820.
- [2] H. Mark and E. Pohland, *IV. Über die Gitterstruktur des Äthans und des Diborans*, Z. Krystallogr. **62**, 103–112 (1925), doi:10.1524/zkri.1925.62.1.103.
- [3] P. P. Ewald and C. Hermann, eds., *Strukturbericht 1913-1928* (Akademische Verlagsgesellschaft M. B. H., Leipzig, 1931).

- [4] Y. Yao and R. Hoffmann, *BH<sub>3</sub> under Pressure: Leaving the Molecular Diborane Motif*, J. Am. Chem. Soc. **133**, 21002–21009 (2011), doi:10.1021/ja2092568.